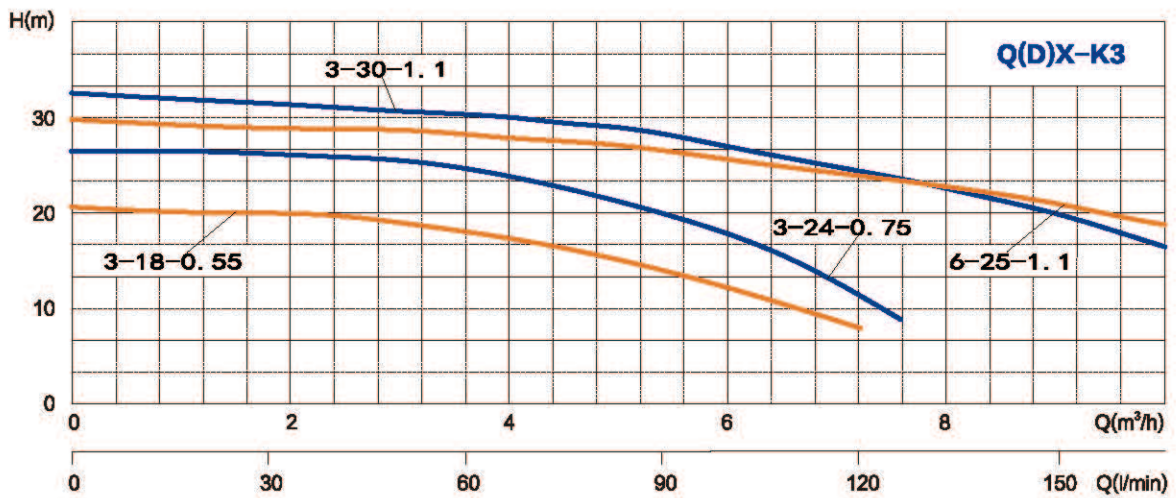
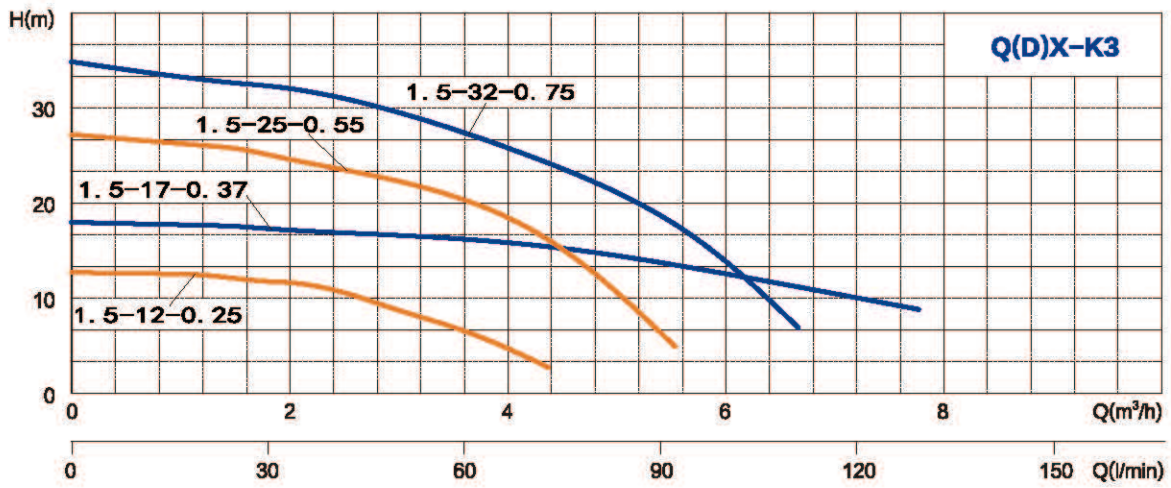
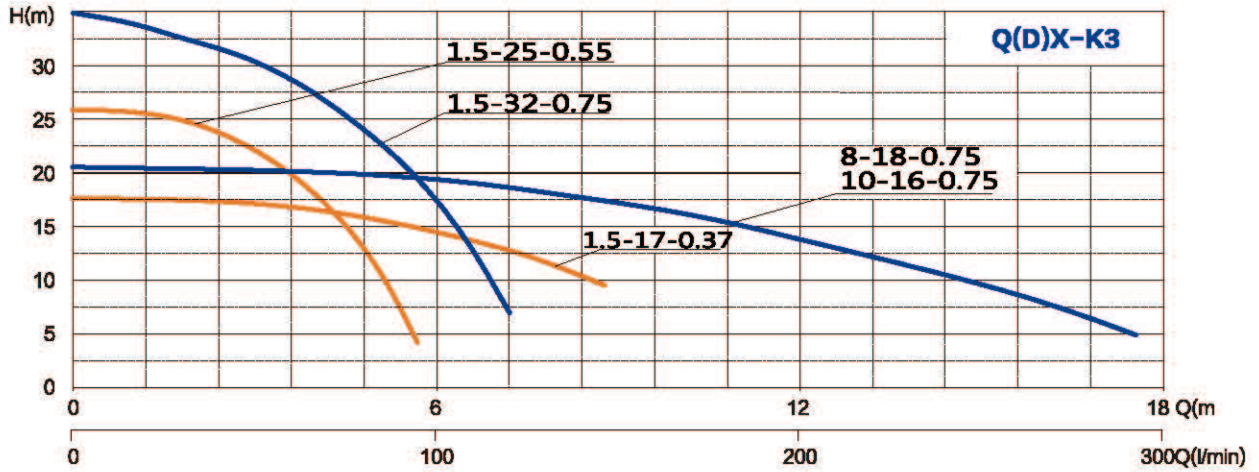
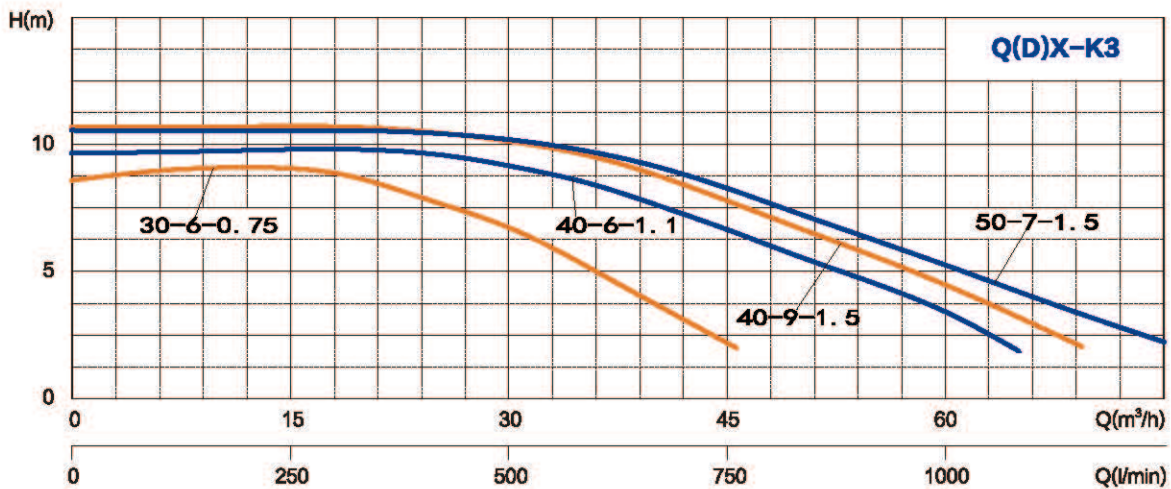
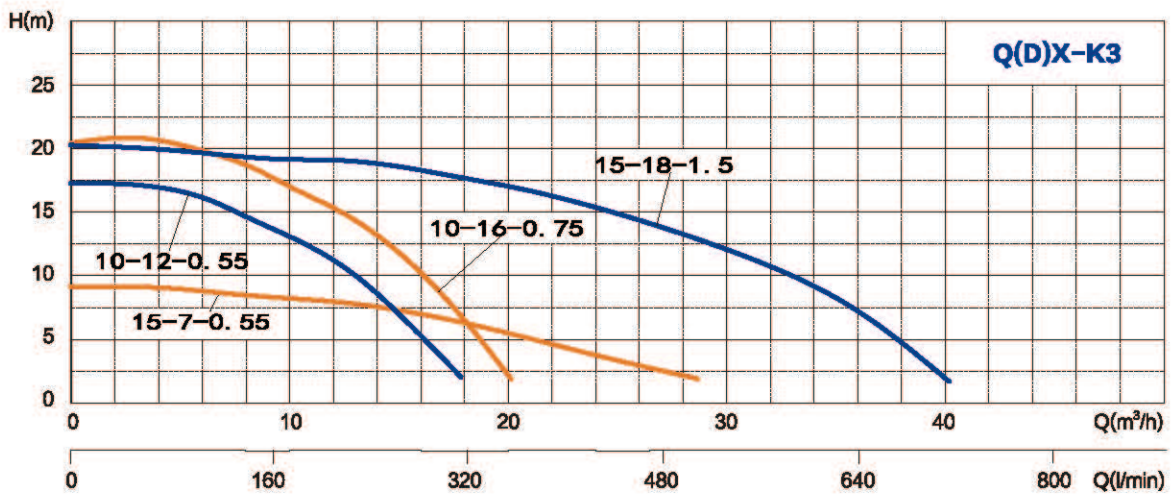
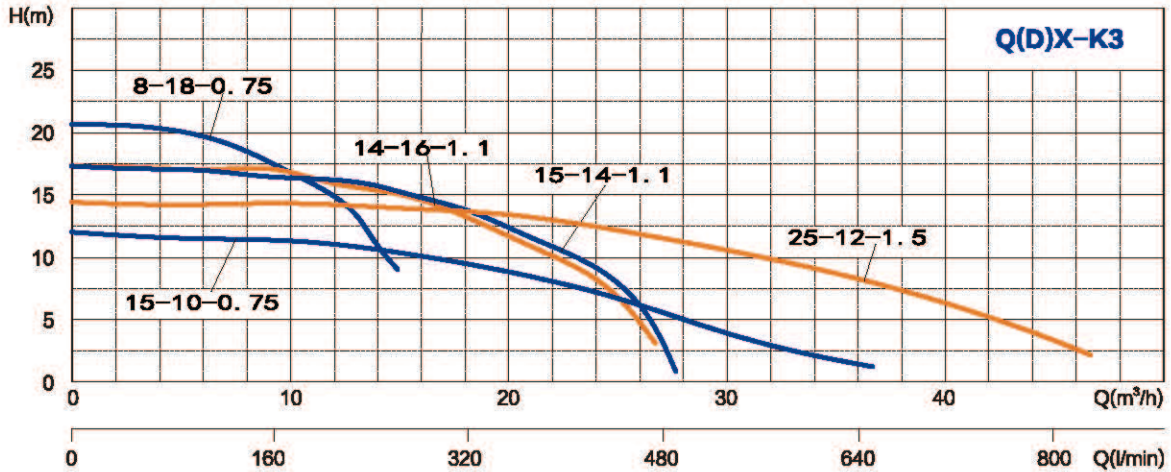


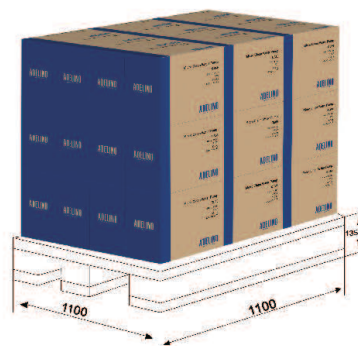
Performance Curve



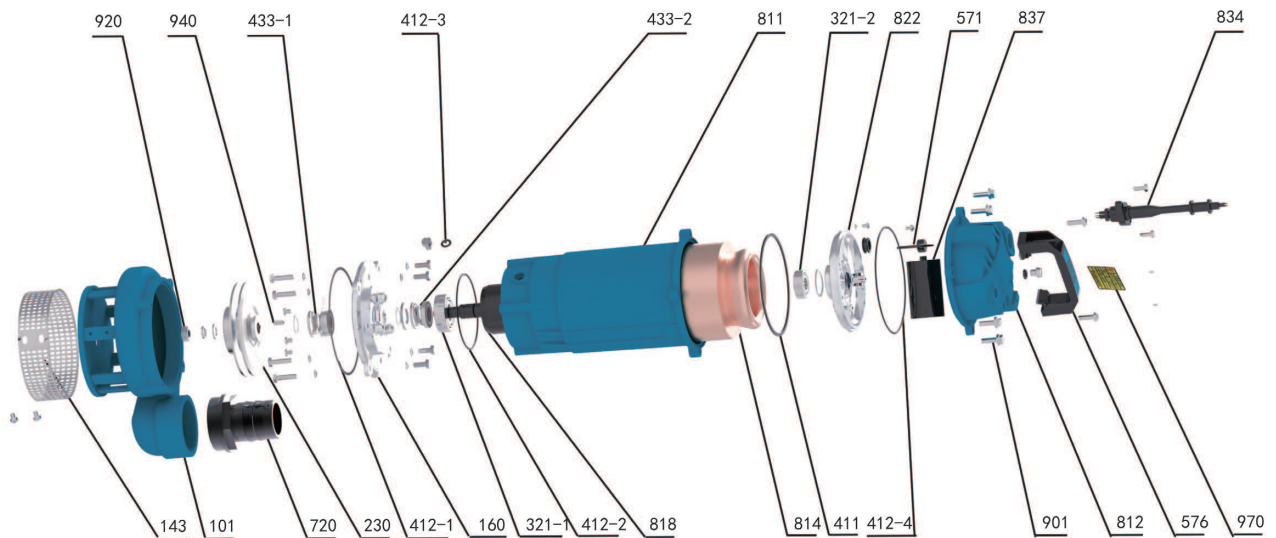
Performance Curve



Model		Power		Rate Current (A)	Max. Flow (m ³ /h)	Max. Head (m)	Head Range (m)	Cable line (mm ² -m)	Packing Dim. LxWxH(mm)	G.W (kg)	20'Loading Qty. (pcs)	DN
Single-Phase	Three-Phase	kW	HP									
QDX1.5-12-0.25K3	-	0.25	0.33	2.1	4.5	13.0	5 ~ 13	3x0.75-8	360x180x200	18.5	2160	G1
QDX1.5-17-0.37K3	-	0.37	0.5	2.9	9.5	18	7~18	3*0.75-8	380x160x200	8	2499	G1
QDX1.5-25-0.55K3	-	0.55	0.75	4.1	5.5	25	15~26	3*0.75-8	395x180x220	10.5	1776	G1
QDX3-18-0.55K3	-	0.55	0.75	4.1	8.0	21.0	5 ~ 21	3x0.75-8	410x210x220	12.5	1478	G1¼
QDX10-12-0.55K3	-	0.55	0.75	4.1	18.0	17.0	5 ~ 16	3x0.75-8	410x210x220	8.5	1478	G1½
QDX15-7-0.55K3	-	0.55	0.75	4.1	25.0	9.0	3 ~ 9	3x0.75-8	410x210x220	11	1478	G2
-	QX10-12-0.55K3	0.55	0.75	1.6	18.0	17.0	5 ~ 16	4x0.75-8	410x210x220	13.5	1478	G1½
QDX1.5-32-0.75K3	-	0.75	1	5.2	6.5	34	12~33	3*0.75-8	420x210x230	12.5	1606	G1
QDX3-24-0.75K3	-	0.75	1	5.2	7.5	26.0	14 ~ 26	3x0.75-8	410x195x220	13	1592	G1¼
QDX8-18-0.75K3	-	0.75	1	5.2	16	20	15~19	3*0.75-8	420x195x230	13	1614	G1½
QDX10-16-0.75K3	-	0.75	1	5.2	19	20	10~19	3*0.75-8	420x195x230	13	1614	G2
QDX30-6-0.75K3	-	0.75	1	5.2	47.0	8.0	2 ~ 8	3x0.75-8	450x280x210	11	1058	G3
-	QX1.5-32-0.75K3	0.75	1	2	6.5	34.0	12 ~ 33	4x0.75-8	420x210x230	13.5	1380	G1
-	QX3-24-0.75K3	0.75	1	2	7.5	26.0	14 ~ 26	4x0.75-8	410x195x220	13.5	1592	G1¼
-	QX8-18-0.75K3	0.75	1	2	16.0	20.0	15 ~ 19	4x0.75-8	420x195x230	13	1486	G1½
-	QX10-16-0.75K3	0.75	1	2	19.0	20.0	10 ~ 19	4x0.75-8	420x195x230	11.5	1486	G2
-	QX30-6-0.75K3	0.75	1	2	47.0	8.0	2 ~ 8	4x0.75-8	450x280x210	17	1058	G3
QDX15-10-0.75K3	-	0.75	1	5.2	33.0	11.0	3 ~ 11	3x0.75-8	430x280x210	17	1107	G2½
QDX3-30-1.1K3	-	1.1	1.5	7.3	10.0	33.0	18 ~ 32	3x1-8	455x285x225	20	960	G1
QDX6-25-1.1K3	-	1.1	1.5	7.3	12.0	30.0	8 ~ 29	3x1-8	455x285x225	11.5	960	G2
QDX14-16-1.1K3	-	1.1	1.5	7.3	29.0	17.0	9 ~ 17	3x1-8	470x285x225	12	929	G2
QDX15-14-1.1K3	-	1.1	1.5	7.3	30.0	17.0	9 ~ 17	3x1-8	470x285x225	12	929	G2½
QDX40-7-1.1K3	-	1.1	1.5	7.3	60.0	9.0	3 ~ 9	3x1-8	505x310x215	16	832	G3
QDX15-18-1.5K3	-	1.5	2	9.5	38.0	20.0	8 ~ 19	3x1.5-8	505x280x215	11	921	G2½
QDX40-9-1.5K3	-	1.5	2	9.5	66.0	11.0	2 ~ 11	3x1.5-8	550x325x230	11.5	681	G3
QDX50-7-1.5K3 (with outlet of 4 inches)	-	1.5	2	9.5	77.0	11.0	2 ~ 11	3x1.5-8	550x325x230	11.5	681	G4
-	QX3-30-1.1K3	1.1	1.5	2.7	10.0	33.0	18 ~ 32	4x0.75-8	455x285x225	12.5	960	G1
-	QX6-25-1.1K3	1.1	1.5	2.7	12.0	30.0	8 ~ 29	4x0.75-8	455x285x225	15.5	960	G2
-	QX14-16-1.1K3	1.1	1.5	2.7	29.0	17.0	9 ~ 17	4x0.75-8	470x285x225	15	929	G2
-	QX15-14-1.1K3	1.1	1.5	2.7	30.0	17.0	9 ~ 17	4x0.75-8	470x285x225	18.5	929	G2½
-	QX40-7-1.1K3	1.1	1.5	2.7	60.0	9.0	3 ~ 9	4x0.75-8	505x310x215	17	832	G3
-	QX15-18-1.5K3	1.5	2	3.6	40.0	20.0	8 ~ 19	4x0.75-8	505x280x215	23	921	G2½
-	QX40-9-1.5K3	1.5	2	3.6	66.0	11.0	2 ~ 11	4x0.75-8	550x325x230	23	681	G3
-	QX50-7-1.5K3 (with outlet of 4 inches)	1.5	2	3.6	77.0	11.0	2 ~ 11	4x0.75-8	550x325x230	15.5	681	G4
-	QX25-12-1.5K3	1.5	2	3.6	45.0	16.0	5 ~ 15	4x0.75-8	490x285x225	13	891	G2½

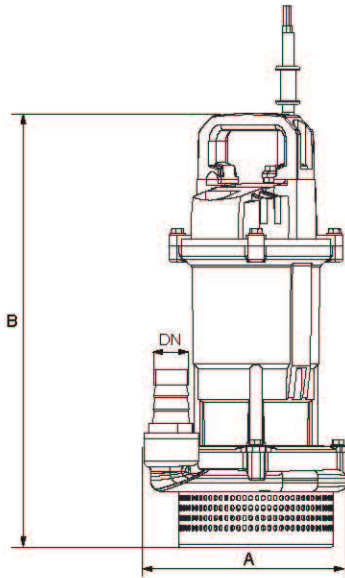


Components & Materials



No.	Part name	No.	Part name
101	Pump body	576	Handle
143	Net cover	720	Outlet joint
160	Oil chamber cover	811	Casing
230	Impeller	812	Head cover
321-1	Deep groove ball bearing	814	Stator core with winding
321-2	Deep groove ball bearing	818	Rotor
411	Rubber washer	822	Upper bearing block
412-1	O-ring	834	Cable sheath
412-2	O-ring	837	Capacitor
412-3	O-ring	901	Hexagon flange bolt
412-4	O-ring	920	Hexagon nut - Style 1
433-1	Mechanical seal	940	Ordinary flat key
433-2	Mechanical seal	970	Nameplate
571	Capacitor fixing ring		

Dimensions & Weight



Model		Dim.(mm)			N.W. (kg)
Single-Phase	Three-Phase	A	B	DN	
QDX1.5-12-0.25K3	-	175	325	1"	5.5
QDX1.5-17-0.37K3	-	190	355	1"	7.5
QDX1.5-25-0.55K3	-	205	370	1"	10
QDX3-18-0.55K3	-	210	370	1.25"	10.5
QDX10-12-0.55K3	-	230	370	1.5"	11
QDX15-7-0.55K3	-	235	370	2"	11
-	QX10-12-0.55K3	230	370	1.5"	10
QDX1.5-32-0.75K3	-	235	390	1"	12
QDX3-24-0.75K3	-	215	385	1.25"	12
QDX8-18-0.75K3	-	230	390	1.5"	12.5
QDX10-16-0.75K3	-	230	390	2"	12.5
QDX15-10-0.75K3	-	245	405	2.5"	13
QDX30-6-0.75K3	-	265	415	3"	15.5
-	QX1.5-32-0.75K3	235	390	1"	11
-	QX3-24-0.75K3	215	385	1.25"	10.5
-	QX8-18-0.75K3	230	390	1.5"	12.5
-	QX10-16-0.75K3	230	390	2"	12.5
-	QX30-6-0.75K3	265	415	3"	14
QDX3-30-1.1K3	-	270	430	1"	14.5
QDX6-25-1.1K3	-	235	430	2"	14.5
QDX14-16-1.1K3	-	240	430	2"	16
QDX15-14-1.1K3	-	240	430	2.5"	16
QDX40-7-1.1K3	-	300	470	3"	17.5
-	QX3-30-1.1K3	270	430	1"	13
-	QX6-25-1.1K3	235	430	2"	13
-	QX14-16-1.1K3	240	430	2"	16
-	QX15-14-1.1K3	240	430	2.5"	16
-	QX40-7-1.1K3	300	470	3"	17
QDX15-18-1.5K3	-	240	470	2.5"	19
QDX40-9-1.5K3	-	265	500	3"	21
QDX50-7-1.5K3	-	300	500	4"	21
-	QX15-18-1.5K3	240	450	2.5"	16.5
-	QX25-12-1.5K3	240	465	2.5"	16.5
-	QX40-9-1.5K3	265	485	3"	19
-	QX50-7-1.5K3	300	485	4"	19